


Name of the Company:		GeeCee Ventures Ltd	
Scrip Code, Name of the scrip, class of security: Equity		BSE- 532764 , NSE- GEECEE ; Equity : Rs. 10/-	
Quarter ended:		31st December, 2014	
Partly paid-up shares:-	No. of partly paid-up shares	As a % of total no. of partly paid-up shares	As a % of total no. of shares of the company
Held by Promoter / Promoter Group	0	0.00	0.00
Held by public	0	0.00	0.00
Total	0	0.00	0.00
Outstanding convertible securities:-	No. of outstanding securities	As a % of total No. of outstanding convertible securities	As a % of total no. of shares of the company, assuming full conversion of the convertible securities
Held by Promoter / Promoter Group	0	0.00	0.00
Held by public	0	0.00	0.00
Total	0	0.00	0.00
Warrants:-	No. of warrants	As a % of total no. of warrants	As a % of total no. of shares of the company, assuming full conversion of warrants
Held by Promoter / Promoter Group	2700000	100.00	12.43
Held by public	0	0.00	0.00
Total	2700000	100.00	0.00
Total paid-up capital of the company assuming full conversion of warrants and convertible securities			21726543




Table I(a) Statement showing Shareholding Pattern

Category Code (I)	Category of shareholder (II)	Number of shareholders (III)	Total number of shares (IV)	Number of shares held in dematerialised form (V)	Total shareholding as a percentage of total number of shares		Shares pledged or otherwise encumbered	
					As a percentage of (A+B) (VI)	As a percentage of (A+B+C) (VII)	Number of shares (VIII)	As a percentage (IX) = (VIII)/(IV)*100
(A)	Shareholding of Promoter and Promoter Group							
1	Indian							
(a)	Individuals/Hindu Undivided Family	14	7286428	7286428	38.30	38.30	0.00	0.00
(b)	Central Government/State Government(s)	0	0	0	0.00	0.00	0.00	0.00
(c)	Bodies Corporate	7	4832550	4832550	25.40	25.40	0.00	0.00
(d)	Financial Institutions / Banks	0	0	0	0.00	0.00	0.00	0.00
(e)	Any Other (specify)	0	0	0	0.00	0.00	0.00	0.00
	Sub Total (A)(1)	21	12118978	12118978	63.70	63.70	0.00	0.00
2	Foreign							
(a)	Individuals (Non-Resident Individuals/Foreign Individuals)	0	0	0	0.00	0.00	0.00	0.00
(b)	Bodies Corporate	0	0	0	0.00	0.00	0.00	0.00
(c)	Institutions	0	0	0	0.00	0.00	0.00	0.00
(d)	Qualified Foreign Investors	0	0	0	0.00	0.00	0.00	0.00
(e)	Any Other (specify)	0	0	0	0.00	0.00	0.00	0.00
	Sub Total (A)(2)	0	0	0	0.00	0.00	0.00	0.00
	Total Shareholding of Promoter and Promoter Group (A)=(A)(1)+(A)(2)	21	12118978	12118978	63.70	63.70	0.00	0.00
(B)	Public shareholding							
1	Institutions							
(a)	Mutual Funds/UTI	0	0	0	0.00	0.00	0.00	0.00
(b)	Financial Institutions / Banks	1	100	100	0.00	0.00	0.00	0.00
(c)	Central Government/State Government(s)	0	0	0	0.00	0.00	0.00	0.00
(d)	Venture Capital Funds	0	0	0	0.00	0.00	0.00	0.00
(e)	Insurance Companies	0	0	0	0.00	0.00	0.00	0.00
(f)	Foreign Institutional Investors	0	0	0	0.00	0.00	0.00	0.00
(g)	Foreign Venture Capital Investors	0	0	0	0.00	0.00	0.00	0.00
(h)	Qualified Foreign Investors	0	0	0	0.00	0.00	0.00	0.00
(i)	Any Other (specify)	0	0	0	0.00	0.00	0.00	0.00
	Sub Total (B) (1)	1	100	100	0.00	0.00	0.00	0.00
2	Non-institutions							
(a)	Bodies Corporate	195	2231427	2231427	11.73	11.73	0.00	0.00
(b) (i)	Individuals - shareholders holding nominal share capital up to Rs 1 Lakh	6963	2020953	2020937	10.62	10.62	0.00	0.00
(b) (ii)	Individual shareholders holding nominal share capital in excess of Rs. 1 Lakh	42	2584174	2584174	13.58	13.58	0.00	0.00
(c)	Qualified Foreign Investors	0	0	0	0.00	0.00	0.00	0.00
(d)	Any Other							
i	Non Resident Indians (Repat)	41	22702	22702	0.12	0.12	0.00	0.00
ii	Non Resident Indians (Non Repat)	10	12343	12343	0.06	0.06	0.00	0.00
iii	Hindu Undivided Family	109	20623	20623	0.11	0.11	0.00	0.00
iv	Clearing Member	23	9218	9218	0.05	0.05	0.00	0.00
v	Market Maker	9	6025	6025	0.03	0.03	0.00	0.00
vi	Trusts	0	0	0	0.00	0.00	0.00	0.00
	Sub Total (B)(2)	7392	6907465	6907449	36.3	36.3	0.00	0.00
	Total Public Shareholding (B)=(B)(1)+(B)(2)	7393	6907565	6907549	36.30	36.30	0.00	0.00
	Total (A)+(B)	7414	19026543	19026527	100.00	100.00	0.00	0.00
(C)	Shares held by custodians and against which Depository Receipts have been issued							
i	Promoter and Promoter group	0	0	0	0.00	0.00	0.00	0.00
ii	Public	0	0	0	0.00	0.00	0.00	0.00
	GRAND TOTAL (A)+(B)+(C)	7414	19026543	19026527	100.00	100.00	0.00	0.00



Sr. No.	Notes
1	The above information has been prepared based on the data furnished by Link Intime India Private Limited, Company's RTA Agent.
2	Number of shareholders have been stated on the basis of demat folios and registered physical folios furnished by Link Intime India.



(f) Statement showing holding of securities (including shares, warrants, convertible securities) of persons belonging to the category "Promoter and Promoter Group"

Sr. No.	Name of the shareholder	PAN	Details of Shares held		Encumbered shares			Details of warrants		Details of convertible securities		Total shares (including underlying shares assuming full conversion of warrants and convertible securities) as a % of diluted share capital
			Number of shares held	As a % of grand total (A)+(B)+(C)	No.	As a percentage	As a % of grand total (A)+(B)+(C) of sub-clause (I)(a)	Number of warrants held	As a % total number of warrants of the same class	Number of convertible securities held	As a % total number of convertible securities of the same class	
(I)	(II)		(III)	(IV)	(V)	(VI)=(V)/(III)* 100	(VII)	(VIII)	(IX)	(X)	(XI)	(XII)
1	ARTI SHYAMSUKHA	AZQP55809Q	2462426	12.94	0	0.00	0.00	0	0.00	0	0.00	11.33
2	ARONI COMMERCIALS LIMITED	AAAC8974A	2350919	12.36	0	0.00	0.00	0	0.00	0	0.00	10.82
3	NEW AGE ENERGY INDIA PRIVATE LIMITED	AAACK2260K	1340867	7.05	0	0.00	0.00	0	0.00	0	0.00	6.17
4	RAKHEE DYE CHEM PRIVATE LIMITED	AAACR6398B	849351	4.46	0	0.00	0.00	0	0.00	0	0.00	3.91
5	HARISINGH SHYAMSUKHA	ALCF90397R	816741	4.29	0	0.00	0.00	0	0.00	0	0.00	3.76
6	ASHWIN KUMAR KOTHARI	AFYPK7068M	647546	3.40	0	0.00	0.00	350000	12.96	0	0.00	4.59
7	MEENA A KOTHARI	AABPK6030D	647316	3.40	0	0.00	0.00	0	0.00	0	0.00	2.98
8	ASHWIN KUMAR KOTHARI- HUF	AACHA8442E	647055	3.40	0	0.00	0.00	0	0.00	0	0.00	2.98
9	ASHWIN PANNALAL KOTHARI (KARTA P.C. KOTHARI- HUF)	AADHP3301A	617740	3.25	0	0.00	0.00	0	0.00	0	0.00	2.84
10	ASHWIN KUMAR KOTHARI- (smaller) HUF	AAAHA4882Q	574833	3.02	0	0.00	0.00	0	0.00	0	0.00	2.65
11	HARISINGH SHYAMSUKHA- HUF	AACHH6850H	304018	1.60	0	0.00	0.00	0	0.00	0	0.00	1.40
12	SARASWATI COMMERCIAL (INDIA) LTD	AAECS7943P	291167	1.53	0	0.00	0.00	0	0.00	0	0.00	1.34
13	GAURAV SHYAMSUKHA	AALPS0427J	286086	1.50	0	0.00	0.00	375000	13.89	0	0.00	3
14	ROHIT KOTHARI	AACP3694G	282667	1.49	0	0.00	0.00	0	0.00	0	0.00	1.30
15	CEBCEE INVESTMENTS LIMITED	AAACJ0259M	82	0.00	0	0.00	0.00	0	0.00	0	0.00	0.00
16	FOUR DIMENSIONS SECURITIES (INDIA) LTD	AAACF1734F	82	0.00	0	0.00	0.00	0	0.00	0	0.00	0.00
17	WINRO COMMERCIAL (INDIA) LTD	AAACW2748Q	82	0.00	0	0.00	0.00	0	0.00	0	0.00	0.00
18	NIDHI SHYAMSUKHA	ARVPS6284N	0	0.00	0	0.00	0.00	975000	36.11	0	0.00	4.49
19	TEJAL KOTHARI	AABPD0555E	0	0.00	0	0.00	0.00	1000000	37.04	0	0.00	4.60
	TOTAL		12118978	63.70	0	0.00	0.00	2700000	100.00	0	0.00	68.21

(*) The term encumbrance has the same meaning as assigned to it in regulation 28(3) of the SAST Regulations, 2011.




(1)(c) Statement showing holding of securities (including shares, warrants, convertible securities) of persons belonging to the category "Public" and holding more than 1% of the total number of shares

Sr. No.	Name of the shareholder	PAN	Number of shares held	Shares as a percentage of total number of shares (i.e., Grand Total (A)+(B)+(C) indicated in Statement at para (1)(a) above)	Details of warrants		Details of convertible securities		Total shares (including underlying shares assuming full conversion of warrants and convertible securities) as a % of diluted share capital
					Number of warrants held	As a % total number of warrants of the same class	Number of convertible securities held	% w.r.t total number of convertible securities of the same class	
1	AKASH BHANSHALI		868600	4.57	0	0.00	0	0.00	4.57
2	MINIX HOLDINGS PVT LTD	AAACZ1010E	795021	4.18	0	0.00	0	0.00	4.18
3	GLOBE CAPITAL MARKET LIMITED	AAACG4267G	440219	2.31	0	0.00	0	0.00	2.31
4	MARCO PRIVATE LIMITED	AAACY1155D	258895	1.36	0	0.00	0	0.00	1.36
5	AADI FINANCIAL ADVISORS LLP	AARFA5161F	200000	1.05	0	0.00	0	0.00	1.05
	TOTAL		2562735	13.47	0	0.00	0	0.00	13.47



(I)(c) Statement showing holding of securities (including shares, warrants, convertible securities) of persons (together with PAC) belonging to the category "Public" and holding more than 5% of the total number of shares of the company

Sr. No.	Name of the shareholder	Number of shares held	Shares as a percentage of total number of shares [i.e., Grand Total (A)+(B)+(C) indicated in Statement at para (I)(a) above]	Details of warrants		Details of convertible securities		Total shares (including underlying shares assuming full conversion of warrants and convertible securities) as a % of diluted share capital
				Number of warrants held	As a % total number of warrants of the same class	Number of convertible securities held	% w.r.t total number of convertible securities of the same class	
1	NIL		0.00	0	0.00	0	0.00	0.00
	TOTAL	0	0.00	0	0.00	0	0.00	0.00




I (d) STATEMENT SHOWING DETAILS OF LOCKED - IN SHARES

Sr. No.	NAME OF SHAREHOLDER.	NUMBER OF LOCKED-IN SHARES	LOCKED-IN SHARES AS A (%)PERCENTAGE OF TOTAL NUMBER OF SHARES {i.e., GRAND TOTAL (A)+(B)+(C) INDICATED IN STATEMENT AT PARA (I)(a) ABOVE }	PROMOTOR/ PROMOTOR GROUP/ PUBLIC
1	ASHWIN KUMAR KOTHARI	597760	3.14	PROMOTERS
2	ASHWIN KUMAR KOTHARI	49786	0.26	PROMOTERS
3	GAURAV SHYAMSUKHA	286086	1.50	PROMOTERS
	Total :	933632	4.91	



II (a) STATEMENT SHOWING DETAILS OF DEPOSITORY RECEIPTS(DRs)

Sr. No.	TYPE OF OUTSTANDING DR (ADRs, GDRs, SDRs, etc.)	NUMBER OF OUTSTANDING DRs.	NUMBER OF SHARES UNDERLYING OUTSTANDING DRs	SHARES UNDERLYING OUTSTANDING DRs AS A PERCENTAGE OF TOTAL NUMBER OF SHARES {i.e.,GRAND TOTAL (A)+(B)+(C)INDICATED IN STATEMENT AT PARA(I)(a)ABOVE }
	Total :	0		0



(II) (b) Statement showing holding of Depository Receipts (DRs), where underlying shares are in excess of 1% of the total number of shares

Sr. No.	Name of the DR Holder	Type of outstanding DR (ADRs, GDRs, SDRs, etc.)	Number of shares underlying outstanding DRs	Shares underlying outstanding DRs as a percentage of total number of shares {i.e., Grand Total (A)+(B)+(C) indicated in Statement at para (I)(a) above}
			0	0
TOTAL			0	0



For GeeCee Ventures Limited

Rathe
Company Secretary