



GEECEE VENTURES LIMITED

209 - 210, Arcadia Building, 2nd Floor, 195, Nariman Point, Mumbai - 400 021, India
Phone : 91-22-4019 8600 • Fax : 91-22-4019 8650 • CIN-L24249MH1984PLC032170
E-mail : gcvl@gcvl.in • Website : www.geeceeventures.com

11th November, 2021

To
The Listing and Compliance
Bombay Stock Exchange Ltd.
Phiroze Jeejeebhoy Towers
Dalal Street
Mumbai - 400 001
Fax No. 91-22-22722039/41/61
Email: corp.relations@bseindia.com
Re: BSE – Scrip Code: 532764

To
The Listing Department
The National Stock Exchange of India Ltd
“Exchange Plaza”
Bandra Kurla Complex,
Bandra (E), Mumbai – 400 051
Fax No. 91-22-26598237/38
cmllist@nse.co.in cmtrade@nse.co.in
NSE: GEECEE

Dear Sir/Madam,

Sub: Outcome of the Board Meeting held on 11.11.2021- Pursuant to Regulation 30 and Submission of – Un-Audited Standalone and Consolidated Financial Results for the quarter and half year ended 30th September, 2021 pursuant to Regulation 33 SEBI (Listing Obligations and Disclosure Requirements) Regulation, 2015:

In continuation to our letter dated 03rd November, 2021 we wish to inform you that the Board of Directors of the Company at its meeting held on Thursday, 11th November, 2021 has inter-alia considered and approved the following :

I. The Un-Audited Standalone and Consolidated Financial Results for the quarter ended September 30th, 2021, thus in In terms of Regulation 33 of the SEBI (Listing Obligations and Disclosure Requirements) Regulation, 2015, enclosed herewith please find following:

- Statement showing the Un-Audited Standalone and Consolidated Financial Results of the Company for the Quarter ended 30th September, 2021.
- Limited Review Report from Statutory Auditors on the Standalone and Consolidated Un-audited Financial Results of the Company for the Quarter ended 30th September, 2021.

The meeting of Board of Directors commenced at 3:03 P.M. and concluded at 3:38 P.M.

Kindly take the same on your records.

Thanking you,
Yours truly,
For GeeCee Ventures Limited



Gaurav Shyamsukha
DIN: 01646181
Whole Time Director
Place: Mumbai
Encl: As Above



INDEPENDENT AUDITOR'S REVIEW REPORT OF INTERIM STANDALONE FINANCIAL RESULTS

Review Report to
The Board of Directors
Geecee Venture Ltd

1. We have reviewed the accompanying statement of standalone unaudited financial results ("the Statement") of **Geecee Venture Ltd** ("the company") for the quarter ended 30th September, 2021 and year to date from April 01, 2021 to September 30, 2021, being submitted by the Company pursuant to the requirement of Regulation 33 of the SEBI (Listing Obligations and Disclosure Requirements) Regulations, 2015, as amended.
2. This Statement, which is the responsibility of the Company's Management and approved by the Company's Board of Directors, has been prepared in accordance with the recognition and measurement principles laid down in the Indian Accounting Standard 34 "Interim Financial Reporting" ("Ind AS 34"), prescribed under Section 133 of the Companies Act, 2013 read with relevant rules issued thereunder and other accounting principles generally accepted in India. Our responsibility is to express a conclusion on the Statement based on our review.
3. We conducted our review of the Statement in accordance with the Standard on Review Engagement (SRE) 2410 "Review of Interim Financials Information Performed by the Independent Auditor of the Entity" issued by the Institute of Chartered Accountants of India. This standard requires that we plan and perform the review to obtain moderate assurance as to whether the financial statements are free of material misstatement. A review of interim financial information consists of making inquiries, primarily of persons responsible for financial and accounting matters, and applying analytical and other review procedures. A review is substantially less in scope than an audit conducted in accordance with the Standards of Auditing and consequently does not enable us to obtain assurance that we would become aware of all significant matters that might be identified in an audit. Accordingly, we do not express an audit opinion.
4. Based on our review conducted as above, nothing has come to our attention that causes us to believe that the accompanying Statement, prepared in accordance with the recognition and measurement principles laid down in the aforesaid Indian Accounting Standard and other accounting principles generally accepted in India, has not disclosed the information required to be disclosed in terms of Regulation 33 of the SEBI (Listing Obligations and Disclosure Requirements) Regulations, 2015, including the manner in which it is to be disclosed, or that it contains any material misstatement.

For **MRB & Associates**

Chartered Accountants

ICAI Firm Registration Number: 136306W



Manish R Bohra

Partner

Membership No.: 058431

Place: Mumbai

Date: 11th November, 2021

UDIN: 21058431AAAAMJ2888



GEECEE VENTURES LIMITED

209 - 210, Arcadia Building, 2nd Floor, 195, Nariman Point, Mumbai - 400 021. India
 Phone : 91-22-4019 8600 • Fax : 91-22-4019 8650 • CIN-L24249MH1984PLC032170
 E-mail : gcvl@gcvl.in • Website : www.geeceeventures.com

Standalone Unaudited Financial Results for the quarter and half year ended 30th September, 2021

(Rs. In Lacs Except share & Per Equity data)

Sr. No.	Particulars	Standalone					
		Quarter Ended		30.09.20 (Unaudited)	Period Ended		Year Ended 31.03.21 (Audited)
		30.09.21 (Unaudited)	30.06.21 (Unaudited)		30.09.21 (Unaudited)	30.09.20 (Unaudited)	
1	Income From Operations :						
	Net sales & Income from Operation	1,023.73	833.88	708.51	1,857.60	1,089.78	4,168.83
	Other Income	12.73	2.92	85.90	15.65	173.10	228.35
	Total Income	1,036.46	836.80	794.41	1,873.26	1,262.88	4,397.18
2	Expenditure :						
	Consumption of Raw Material & Construction Related Expenses	13,578.38	555.48	203.92	14,133.86	305.78	1,282.38
	Purchase of Stock in Trade	-	-	-	-	-	-
	(Increase) / Decrease in Stock in Trade	(13,269.59)	(296.47)	6.30	(13,566.06)	(34.73)	419.63
	Employees cost	101.38	102.30	157.74	203.69	261.95	421.08
	Finance cost	0.00	-	-	0.00	-	0.11
	Depreciation	35.92	39.13	38.24	75.05	76.08	150.41
	Other Expenditures	124.98	102.72	78.43	227.68	118.58	443.07
	Total Expenditure	571.07	503.17	484.63	1,074.23	727.66	2,716.68
3	Profit before tax (1-2)	465.38	333.63	309.78	799.03	535.22	1,680.50
4	Tax Expenses	113.00	88.22	76.76	201.22	132.12	420.27
5	Net Profit for the period (3-4)	352.39	245.41	233.02	597.81	403.10	1,260.23
6	Other Comprehensive Income	1,109.04	408.04	164.47	1,517.08	1,197.41	3,569.61
7	Total Comprehensive Income (5+6)	1,461.43	653.46	397.49	2,114.90	1,600.51	4,829.84
8	Paid up Equity Share Capital (Face Value Rs. 10 Each)	2,091.17	2,091.17	2,091.17	2,091.17	2,091.17	2,091.17
9	Other Equity						44,135.45
10	EPS						
	Basic Earning per Shares	1.69	1.17	1.11	2.86	1.93	6.03
	Diluted Earning per Shares	1.69	1.17	1.11	2.86	1.93	6.03





GEECEE VENTURES LIMITED

209 - 210, Arcadia Building, 2nd Floor, 195, Nariman Point, Mumbai - 400 021, India
 Phone : 91-22-4019 8600 • Fax : 91-22-4019 8650 • CIN-L24249MH1984PLC032170
 E-mail : gcvl@gcvl.in • Website : www.geeceeventures.com

(Rs in Lacs)

Segment-wise Revenue, Results & Capital Employed	Standalone					
	Quarter Ended			Period Ended		Year Ended
	30.09.21	30.06.21	30.09.20	30.09.21	30.09.20	31.03.21
Particulars	(Unaudited)	(Unaudited)	(Unaudited)	(Unaudited)	(Unaudited)	(Audited)
1. Segment Revenue (Net sale/income from each segment should be disclosed under this head)						
(a) Segment -A (Wind Power)	105.42	101.41	74.69	206.83	164.71	252.09
(b) Segment -B (Real Estate)	565.02	371.33	370.16	936.35	450.57	2,878.09
(c) Segment -C (Investing/Financing)	353.29	361.14	263.66	714.43	474.50	1,038.65
Total	1,023.73	833.88	708.51	1,857.61	1,089.78	4,168.83
Less: Inter Segment Revenue	-	-	-	-	-	-
Net Sales/Income From Operations	1,023.73	833.88	708.51	1,857.61	1,089.78	4,168.83
2. Segment Results (Profit)(+)/Loss(-) before tax and interest from each segment						
(a) Segment -A (Wind Power)	54.61	48.11	23.05	102.72	63.68	51.36
(b) Segment -B (Real Estate)	172.97	51.99	102.79	224.96	82.96	874.06
(c) Segment -C (Investing/Financing)	279.56	280.47	129.67	560.03	266.35	715.41
Less: (i) Interest	0.00	-	-	0.00	-	0.11
Add: (ii) Other Un-allocable Income net off un-allocable expenditure	(41.76)	(46.93)	54.27	(88.69)	122.23	39.78
Total Profit Before Tax	465.38	333.63	309.78	799.03	535.22	1,680.50
3. Capital Employed (Segment assets)						
(a) Segment -A (Wind Power)	1,578.91	1,589.58	1,638.12	1,578.91	1,638.12	1,508.96
(b) Segment -B (Real Estate)	25,280.17	20,413.38	12,398.43	25,280.17	12,398.43	12,348.31
(c) Segment -C (Investing/Financing)	27,871.47	27,375.80	29,745.90	27,871.47	29,745.90	37,198.44
(d) Unallocated	487.94	3,693.14	2,589.86	487.94	2,589.86	669.71
Total of Segment Assets (I)	55,218.49	53,071.90	46,372.31	55,218.49	46,372.31	51,725.42
(Segment Liabilities)						
(a) Segment -A (Wind Power)	0.15	0.09	-	0.15	-	0.26
(b) Segment -B (Real Estate)	5,773.12	5,250.73	2,839.27	5,773.12	2,839.27	4,661.56
(c) Segment -C (Investing/Financing)	0.35	0.96	-	0.35	-	-
(d) Unallocated	1,500.67	940.04	535.74	1,500.67	535.74	836.98
Total of Segment Liabilities (II)	7,274.29	6,191.82	3,375.01	7,274.29	3,375.01	5,498.80
Capital Employed (I-II)	47,944.20	46,880.08	42,997.30	47,944.20	42,997.30	46,226.62

Notes :-

- The above unaudited standalone financial results have been reviewed by the Audit Committee and approved by the Board of Directors at its meeting held on 11 th November, 2021. The above results have been subject to limited review by the Statutory Auditors of the Company.
- The above results are prepared in accordance with the Indian Accounting Standards (Ind AS) as prescribed under Section 133 of the Companies Act, 2013, read with rule 3 of the Companies (Indian Accounting Standards) Rules, 2015 and Companies (Indian Accounting Standards) (Amendment Rules), 2016.
- Since the nature of real estate business of the Company is such that profit/(loss) does not necessarily accrue evenly over the period, the result of the quarter/period may not be representative of the profit/(loss) for the quarter/period.
- The previous period/year figures have been regrouped and reclassified, where necessary, to make them comparable with current period/year figures.



For Geecee Ventures Limited

Gaurav Shyamsukha

Gaurav Shyamsukha
 Wholetime Director
 DIN: 01646181

Place : Mumbai

Date : 11th November, 2021



GEECEE VENTURES LIMITED

209 - 210, Arcadia Building, 2nd Floor, 195, Nariman Point, Mumbai - 400 021. India
 Phone : 91-22-4019 8600 • Fax : 91-22-4019 8650 • CIN-L24249MH1984PLC032170
 E-mail : gcvl@gcvl.in • Website : www.geeceeventures.com

Statement of Assets and Liabilities as at 30th September, 2021

(Rs in Lacs)

Particulars	Standalone	
	As at 30th Sep, 2021	As at 31st March, 2021
	Unaudited	Audited
ASSETS		
Non Current Assets		
Property, Plant and equipment	1,696.22	1,767.17
Financial assets		
Investments	15,308.13	15,550.32
Other non-current financial assets	12.56	6.95
Other non-current assets	25.83	25.83
Total non-current assets (I)	17,042.74	17,350.27
Current assets		
Inventories	24,473.92	10,928.44
Financial assets		
Investments	10,752.03	20,639.22
Trade receivables	433.33	510.90
Cash and cash equivalents	55.34	252.55
Other balances with banks	30.95	20.95
Loans	1,700.00	941.61
Other current financial assets	159.87	174.22
Current tax assets (Net)	46.33	23.80
Other current assets	523.98	883.48
Total current assets (II)	38,175.75	34,375.16
TOTAL ASSETS (I+II)	55,218.49	51,725.42
EQUITY AND LIABILITIES		
Equity		
Share capital	2,091.17	2,091.17
Other Equity	45,853.02	44,135.45
Total Equity (I)	47,944.20	46,226.62
Liabilities		
Non Current Liabilities		
Employee Benefit Obligation	31.36	31.36
Deferred tax liabilities (Net)	880.61	615.89
Total Non-Current Liabilities (II)	911.97	647.26
Current Liabilities		
Financial liabilities		
Trade payables		
Due to micro and small enterprises	-	-
Due of creditors other than micro and small enterprises	773.35	1,023.20
Other current financial liabilities	204.64	128.25
Employee Benefit Obligation	19.69	19.90
Short term Provisions	79.49	58.49
Current tax liabilities (Net)	0.00	0.00
Other current liabilities	5,285.14	3,621.69
Total Current Liabilities (III)	6,362.32	4,851.54
TOTAL LIABILITIES (II+III)	7,274.29	5,498.80
TOTAL EQUITY AND LIABILITIES (I+II+III)	55,218.49	51,725.42





GEECEE VENTURES LIMITED

209 - 210, Arcadia Building, 2nd Floor, 195, Nariman Point, Mumbai - 400 021. India
 Phone : 91-22-4019 8600 • Fax : 91-22-4019 8650 • CIN-L24249MH1984PLC032170
 E-mail : gcvl@gcvi.in • Website : www.geeceeventures.com

Standalone Cash Flow Statement for the half year ended 30th September, 2021

(Rs. in Lacs)

Particulars	For the half year ended 30th Sep, 2021		For the half year ended 30th Sept, 2020		For the year ended 31st March, 2021	
A. Cash flow from operating activities						
Net Profit / (Loss) before tax		799.03		535.22		1,680.50
<i>Adjustments for:</i>						
Depreciation and amortisation	75.05		76.08		150.41	
(Gain)/Loss on sale of investments	(96.28)		(31.34)		(31.34)	
(Gain)/Loss on sale of investment property	-		-		-	
Profit on sale of property, plant & equipment	(4.27)		-		-	
Provision for doubtful debts	-		-		-	
Dividend received	(79.18)		(24.50)		(42.50)	
Provision for leave encashment	-	(104.68)	-	20.24	5.39	81.96
Operating profit / (loss) before working capital changes		694.35		555.46		1,762.46
<i>Changes in working capital:</i>						
<i>Adjustments for (increase) / decrease in operating assets:</i>						
Inventories	(13,544.59)		(43.59)		391.17	
Current investments	9,887.19		(10,207.95)		(11,592.50)	
Loans	(758.40)		(130.00)		(941.61)	
Trade receivables	77.57		(48.65)		(125.05)	
Other current financial assets	14.35		323.73		537.17	
Other current assets	359.50		(57.31)		(279.81)	
Other non current financial assets	(5.61)		8.71		11.87	
Other non current assets	-		-		6.80	
<i>Adjustments for increase / (decrease) in operating liabilities:</i>						
Trade payables	(249.85)		(89.63)		(114.99)	
Other current financial liabilities	76.39		20.69		3.39	
Employee Benefit Obligation	-		-		-	
Short term provisions	20.79		(3.86)		(30.71)	
Other current liabilities	1,266.13		324.88		2,158.05	
		(2,856.54)		(9,902.98)		(9,976.23)
Cash generated from operations		(2,162.19)		(9,347.52)		(8,213.77)
Net income tax (paid) / refunds		(250.99)		(105.61)		(371.86)
Net cash flow from / (used in) operating activities (A)		(2,413.18)		(9,453.13)		(8,585.63)
B. Cash flow from investing activities						
Purchase of property, plant & equipment	(8.65)		(1.35)		(24.99)	
Sale of property, plant & equipment	7.92		-		(0.00)	
Purchase of investments	(586.87)		(3,481.56)		(7,281.79)	
Investment in subsidiaries & joint ventures	-		-		-	
Proceeds from sale of investments	2,734.39		599.45		1,641.22	
Purchase of investment property	-		-		-	
Sale of investment property	-		-		-	
Fixed deposits placed with banks having maturity over three months	(27.00)		(2,017.00)		(17.00)	
Fixed deposits with banks matured having maturity over three months	17.00		11.70		12.72	
Dividend received	79.18		24.50		42.50	
Net cash flow from / (used in) investing activities (B)		2,215.97		(4,864.26)		(5,627.35)
C. Cash flow from financing activities						
Buy Back of Shares	-		(0.01)		(0.01)	
Net cash flow from / (used in) financing activities (C)		-		(0.01)		(0.01)
Net increase / (decrease) in Cash and cash equivalents (A+B+C)		(197.21)		(14,317.40)		(14,212.99)
Cash and cash equivalents at the beginning of the year		252.55		14,465.53		14,465.53
Cash and cash equivalents at the end of the year		55.34		148.13		252.55
Reconciliation of Cash and cash equivalents with the Balance Sheet:						
Cash and cash equivalents as per Balance Sheet		55.34		148.13		252.55
Net Cash and cash equivalents (as defined in AS 3 Cash Flow Statements) included in Note 9						
Cash and cash equivalents at the end of the year *		55.34		148.13		252.55
* Comprises:						
(a) Cash on hand		10.61		8.18		7.70
(b) Balances with banks		44.73		139.95		244.85
(c) Fixed deposit with bank (maturity less than 3 months)		-		-		-
		55.34		148.13		252.55





Independent Auditor's Review Report of Interim Consolidated financial results


Review Report to
The Board of Directors
Geecee Venture Ltd

1. We have reviewed the accompanying statement of unaudited consolidated financial results ("the Statement") of **Geecee Venture Ltd** ("the Parent") and its subsidiary (the Parent and its subsidiary together referred to as "the Group") for the quarter ended September 30, 2021, and year to date from April 01, 2021 to September 30, 2021 being submitted by the Parent pursuant to the requirement of Regulation 33 of the SEBI (Listing Obligations and Disclosure Requirements) Regulations, 2015, as amended.
2. This Statement, which is the responsibility of Parent Company's Management and approved by Parent's Board of Directors, has been prepared in accordance with the recognition and measurement principles laid down in Indian Accounting Standards 34 "Interim Financial Reporting" (Ind AS 34), prescribed under Section 133 of the Companies Act, 2013 and other accounting principles generally accepted in India. Our responsibility is to express a conclusion on the Statement based on our review.
3. We conducted our review of the Statement in accordance with the Standard on Review Engagement (SRE) 2410 "Review of Interim Financials Information Performed by the Independent Auditor of the Entity" issued by the Institute of Chartered Accountants of India. This standard requires that we plan and perform the review to obtain moderate assurance as to whether the financial statements are free of material misstatement. A review of interim financial information consists of making inquiries, primarily of persons responsible for financial and accounting matters, and applying analytical and other review procedures. A review is substantially less in scope than an audit conducted in accordance with the Standards of Auditing and consequently does not enable us to obtain assurance that we would become aware of all significant matters that might be identified in an audit. Accordingly, we do not express an audit opinion.

We also performed procedures in accordance with the circular issued by the SEBI under Regulation 33(8) of the SEBI (Listing Obligations and Disclosure Requirements) Regulations, 2015, as amended, to the extent applicable.

4. The Statement includes the Standalone interim financial results of following entity

Sr. No.	Name of The Company	Relationship
1	Geecee Fincap Limited	Subsidiary
2	Geecee Business Private Limited	Subsidiary
3	Retold Farming Private Limited	Subsidiary
4	Neptune Farming Private Limited	Subsidiary
5	Oldview Agriculture Private Limited	Subsidiary
6	Geecee Comtrade LLP	Subsidiary
7	Geecee Nirmaan LLP	Joint Venture




5. Based on our review conducted and procedures performed as stated in paragraph 3 above, nothing has come to our attention that causes us to believe that the accompanying Statement, prepared in accordance with the recognition and measurement principles laid down in the aforesaid Indian Accounting Standard and other accounting principles generally accepted in India, has not disclosed the information required to be disclosed in terms of Regulation 33 of the SEBI (Listing Obligations and Disclosure Requirements) Regulations, 2015, as amended, including the manner in which it is to be disclosed, or that it contains any material misstatement.
6. The accompanying statement includes the interim financial results of four subsidiaries which have not been reviewed, whose standalone financials result includes total Assets of Rs. 604.19 lakhs, total income (before consolidation adjustments) of Rs. 0.34 Lakhs & Rs. 0.69 Lakhs, total net loss after tax (before consolidation adjustments) of Rs. 5.99 Lakhs & Rs 12.05 lakhs, and total comprehensive loss (before consolidation adjustments) of Rs 5.99 lakhs & Rs 12.05 lakhs for the quarter ended 30th September, 2021 and the period ended on that date respectively, and net cash inflow of Rs.1.78 lakhs for the period from April 01, 2021 to September 30, 2021, as considered in the unaudited consolidated financial results. The unaudited consolidated financial results also include the Group's share of net profit/loss after tax (before consolidation adjustments) of Rs. Nil and total comprehensive income/loss (before consolidation adjustments) of Rs. Nil for the quarter ended September 30, 2021, as considered in the unaudited consolidated financial results, in respect of one joint venture, based on their standalone financial results which have not been reviewed. According to the information and explanation given to us by the Management, these standalone financial results are not material to the Group.
7. These unaudited interim financial results and other unaudited financial information have been approved and furnished to us by management and our conclusion on the statement, in so far as it relates to the affairs of these subsidiaries is based solely on such unaudited interim financial results and other unaudited financial information.

Our conclusion on the statement is not modified in respect of above matters.

For **MRB & Associates**

Chartered Accountants

ICAI Firm Registration Number: 136306W



Manish R Bohra

Partner

Membership No.: 058431

Place: Mumbai

Date: 11th November, 2021

UDIN: 21058431AAAAMK9545



GEECEE VENTURES LIMITED

209 - 210, Arcadia Building, 2nd Floor, 195, Nariman Point, Mumbai - 400 021. India
 Phone : 91-22-4019 8600 • Fax : 91-22-4019 8650 • CIN-L24249MH1984PLC032170
 E-mail : gcvl@gcvl.in • Website : www.geeceeventures.com

CONSOLIDATED UNAUDITED FINANCIAL RESULTS FOR THE QUARTER AND HALF YEAR ENDED 30TH SEPTEMBER, 2021

(Rs. In Lacs Except share & Per Equity data)

Sr. No.	Particulars	Consolidated					
		Quarter Ended			Period Ended		Year Ended
		30.09.21 (Unaudited)	30.06.21 (Unaudited)	30.09.20 (Unaudited)	30.09.21 (Unaudited)	30.09.20 (Unaudited)	31.03.21 (Audited)
1	Income From Operations :						
	Net sales & Income from Operation	1,212.71	864.80	747.83	2,077.51	1,149.59	4,251.24
	Other Income	30.79	2.94	85.92	33.73	173.62	241.39
	Total Income	1,243.50	867.74	833.75	2,111.24	1,323.21	4,492.64
2	Expenditure :						
	Consumption of Raw Material & Construction Related Expenses	13,578.38	555.48	203.92	14,133.86	305.78	1,282.38
	Purchase of Stock in Trade	-	-	98.97	-	98.97	98.97
	(Increase) / Decrease in Stock in Trade	(13,170.13)	(303.44)	(81.24)	(13,473.57)	(122.27)	327.14
	Employees cost	105.12	106.04	163.39	211.16	274.52	445.01
	Finance cost	-	-	0.87	-	1.85	2.54
	Depreciation	42.53	45.76	53.22	88.29	106.17	199.98
	Other Expenditures	130.27	106.25	85.19	236.52	135.36	513.35
	Total Expenditure	686.17	510.09	524.32	1,196.27	800.38	2,869.37
3	Profit before share of Profit/(Loss) of associate and tax (1-2)	557.32	357.65	309.43	914.97	522.83	1,623.26
4	Share of Profit/(Loss) of Associate (net of tax)	0.00	(0.02)	-	(0.02)	-	(0.02)
5	Profit before tax(3+4)	557.32	357.63	309.43	914.95	522.83	1,623.24
6	Tax Expenses	136.95	94.01	77.47	230.95	127.05	605.05
	Total Tax Expenses (a+b+c+d)	136.95	94.01	77.47	230.95	127.05	605.05
7	Net Profit for the period (5-6)	420.37	263.63	231.96	684.00	395.78	1,018.19
	Attributable to :						
	Shareholders of the Company	422.58	265.84	234.40	688.44	401.72	1,026.61
	Non Controlling Interest	(2.21)	(2.22)	(2.44)	(4.43)	(5.94)	(8.42)
8	Other Comprehensive Income	1,224.61	505.43	259.11	1,730.04	1,376.68	4,549.95
9	Total Comprehensive Income(7+8)	1,644.98	769.06	491.07	2,414.04	1,772.46	5,568.14
	Attributable to :						
	Shareholders of the Company	1,647.19	771.28	493.51	2,418.47	1,778.40	5,576.56
	Non Controlling Interest	(2.21)	(2.22)	(2.44)	(4.43)	(5.94)	(8.42)
10	Paid up Equity Share Capital (Face Value Rs. 10 Each)	2,091.17	2,091.17	2,091.17	2,091.17	2,091.17	2,091.17
11	Other Equity						46,362.63
12	EPS						
	Basic Earning per Shares	2.02	1.27	1.11	3.27	1.89	4.87
	Diluted Earning per Shares	2.02	1.27	1.11	3.27	1.89	4.87





GEECEE VENTURES LIMITED

209 - 210, Arcadia Building, 2nd Floor, 195, Nariman Point, Mumbai - 400 021, India
 Phone : 91-22-4019 8600 • Fax : 91-22-4019 8650 • CIN-L24249MH1984PLC032170
 E-mail : gcvl@gcvi.in • Website : www.geeceeventures.com

(Rs in Lacs)

Segment-wise Revenue, Results & Capital Employed	Consolidated					
	Quarter Ended			Period Ended		Year Ended
	30.09.21	30.06.21	30.09.20	30.09.21	30.09.20	31.03.21
Particulars	(Unaudited)	(Unaudited)	(Unaudited)	(Unaudited)	(Unaudited)	(Audited)
1. Segment Revenue (Net sale/income from each segment should be disclosed under this head)						
(a) Segment -A (Wind Power)	105.42	101.41	74.69	206.83	164.71	252.09
(b) Segment -B (Real Estate)	565.02	371.33	370.16	936.35	450.57	2,878.09
(c) Segment -C (Investing/Financing)	542.27	392.06	302.98	934.33	534.31	1,121.06
Total	1,212.71	864.80	747.83	2,077.51	1,149.59	4,251.24
Less: Inter Segment Revenue	-	-	-	-	-	-
Net Sales/Income From Operations	1,212.71	864.80	747.83	2,077.51	1,149.59	4,251.24
2. Segment Results (Profit)(+)/Loss(-) before tax and interest from each segment						
(a) Segment -A (Wind Power)	54.61	48.11	23.05	102.72	63.68	51.36
(b) Segment -B (Real Estate)	172.97	51.99	102.79	224.96	82.96	874.06
(c) Segment -C (Investing/Financing)	363.86	313.83	140.21	677.69	274.63	689.00
Less: (i) Interest	0.00	-	-	0.00	-	0.11
Add: (ii) Other Un-allocable Income net off un-allocable expenditure	(34.12)	(56.28)	43.38	(90.40)	101.56	8.95
Total Profit Before Tax	557.32	357.65	309.43	914.97	522.83	1,623.26
3. Capital Employed (Segment assets)						
(a) Segment -A (Wind Power)	1,578.91	1,589.58	1,638.12	1,578.91	1,638.12	1,508.96
(b) Segment -B (Real Estate)	25,280.17	20,413.38	12,398.43	25,280.17	12,398.43	12,348.31
(c) Segment -C (Investing/Financing)	29,811.75	29,048.01	30,535.90	29,811.75	30,535.90	38,776.68
(d) Unallocated	1,286.15	4,554.13	3,700.91	1,286.15	3,700.91	1,524.26
Total of Segment Assets (I)	57,956.97	55,605.10	48,273.36	57,956.97	48,273.36	54,158.21
(Segment Liabilities)						
(a) Segment -A (Wind Power)	0.15	0.09	-	0.15	-	0.26
(b) Segment -B (Real Estate)	5,773.12	5,250.73	2,839.27	5,773.12	2,839.27	4,661.56
(c) Segment -C (Investing/Financing)	3.51	5.62	35.06	3.51	35.06	13.30
(d) Unallocated	1,689.66	1,134.19	738.19	1,689.66	738.19	1,029.29
Total of Segment Liabilities (II)	7,466.44	6,390.63	3,612.52	7,466.44	3,612.52	5,704.41
Capital Employed (I-II)	50,490.54	49,214.47	44,660.84	50,490.54	44,660.84	48,453.80

Notes :-

- The above unaudited consolidated financial results have been reviewed by the Audit Committee and approved by the Board of Directors at its meeting held on 11 th November, 2021. The above results have been subject to limited review by the Statutory Auditors of the Company.
- The above results are in accordance with the Indian Accounting Standards (Ind AS) as prescribed under Section 133 of the Companies Act, 2013, read with rule 3 of the Companies (Indian Accounting Standards) Rules, 2015 and Companies (Indian Accounting Standards) (Amendment Rules), 2016.
- Since the nature of real estate business of the Company is such that profit/(loss) does not necessarily accrue evenly over the period, the result of the quarter may not be representative of the profit/(loss) for the period.
- The previous period/year figures have been regrouped and reclassified, where necessary, to make them comparable with current period/year figures.

Place : Mumbai

Date : 11th November, 2021



For Geecee Ventures Limited

Gaurav Shyamsukha
 Gaurav Shyamsukha
 Wholetime Director
 DIN : 01646181




GEECEE VENTURES LIMITED

209 - 210, Arcadia Building, 2nd Floor, 195, Nariman Point, Mumbai - 400 021. India
 Phone : 91-22-4019 8600 • Fax : 91-22-4019 8650 • CIN-L24249MH1984PLC032170
 E-mail : gcvl@gcvl.in • Website : www.geeceeventures.com

Consolidated Statement of Assets and Liabilities as at 30th September, 2021

(Rs in Lacs)

Particulars	Consolidated	
	As at 30th September, 2021	As at 31st March, 2021
	Audited	Audited
ASSETS		
Non Current Assets		
Property, Plant and equipment	2,078.15	2,162.34
Right of use assets	0.00	0.00
Investment property	512.84	531.47
Goodwill	106.86	106.86
Financial assets		
Investments	15,235.80	15,581.00
Other non-current financial assets	13.94	8.33
Deferred tax assets (Net)	150.04	155.04
Other non-current assets	104.47	104.55
Total non-current assets (I)	18,202.11	18,649.59
Current assets		
Inventories	24,473.92	11,020.92
Financial assets		
Investments	11,781.70	21,371.48
Trade receivables	433.39	510.90
Cash and cash equivalents	69.21	270.54
Other balances with banks	30.95	22.45
Loans	2,148.56	1,126.14
Other current financial assets	152.33	178.84
Current tax assets (Net)	111.74	118.45
Other current assets	553.07	888.91
Total current assets (II)	39,754.86	35,508.62
TOTAL ASSETS (I+II)	57,956.97	54,158.21
EQUITY AND LIABILITIES		
Equity		
Share capital	2,091.17	2,091.17
Other Equity	48,399.37	46,362.63
Total equity attributable to the owners of the company	50,490.54	48,453.80
Non controlling interest	186.28	190.70
Total Equity (I)	50,676.82	48,644.51
Liabilities		
Non Current Liabilities		
Financial liabilities		
Long term borrowings	0.00	0.00
Employee Benefit Obligation	31.36	31.77
Deferred tax liabilities (Net)	880.61	615.89
Total Non-Current Liabilities (II)	911.97	647.67
Current Liabilities		
Financial liabilities		
Short term Borrowings	0.00	0.00
Trade payables		
Due to micro and small enterprises	-	-
Due of creditors other than micro and small enterprises	774.27	1,028.11
Other current financial liabilities	204.29	128.47
Employee Benefit Obligation	19.69	19.90
Short term Provisions	79.49	58.49
Other current liabilities	5,289.69	3,631.07
Total Current Liabilities (III)	6,368.18	4,866.04
TOTAL LIABILITIES (II+III)	7,280.15	5,513.71
TOTAL EQUITY AND LIABILITIES (I+II+III)	57,956.97	54,158.21





GEECEE VENTURES LIMITED

209 - 210, Arcadia Building, 2nd Floor, 195, Nariman Point, Mumbai - 400 021. India
 Phone : 91-22-4019 8600 • Fax : 91-22-4019 8650 • CIN-L24249MH1984PLC032170
 E-mail : gcvl@gcvl.in • Website : www.geeceeventures.com

CONSOLIDATED CASH FLOW STATEMENT FOR THE HALF YEAR ENDED 30TH SEPTEMBER, 2021

(Rs. in Lacs)

Particulars	For the half year ended 30th September, 2021		For the half year ended 30th Sept, 2020		For the year ended 31st March, 2021	
A. Cash flow from operating activities						
Net Profit / (Loss) before tax		914.98		522.83		1,623.26
<u>Adjustments for:</u>						
Depreciation and amortisation	88.29		106.17		199.98	
(Gain)/Loss on sale of investments	(158.41)		(31.34)		(31.34)	
(Gain)/Loss on sale of investment property	(1.78)		-		-	
(Gain)/Loss on sale of property, plant & equipment	(4.27)		-		-	
(Gain)/Loss on cancellation of financial lease	-		-		(3.60)	
Finance Charges on Lease	-		1.85		2.37	
Dividend received	(90.63)		(28.10)		(58.60)	
Provision for leave encashment	(0.63)	(167.42)	(3.91)	44.67	(25.36)	83.45
Operating profit / (loss) before working capital changes		747.56		567.50		1,706.71
<u>Changes in working capital:</u>						
<i>Adjustments for (increase) / decrease in operating assets:</i>						
Inventories	(13,453.00)		(132.04)		296.91	
Current investments	9,589.78		(10,154.93)		(12,235.17)	
Loans	(1,022.41)		283.71		(378.35)	
Trade receivables	77.51		(56.61)		(125.05)	
Other current financial assets	26.51		345.18		552.77	
Other current assets	335.84		(61.55)		(258.94)	
Other non current financial assets	(5.61)		8.71		21.86	
Other non current assets	0.08		-		6.72	
<i>Adjustments for increase / (decrease) in operating liabilities:</i>						
Trade payables	(253.84)		(90.89)		(116.56)	
Other current financial liabilities	75.82		(425.10)		(444.57)	
Short term provisions	21.00		-		-	
Other current liabilities	1,261.30		317.61		2,156.73	
		(3,347.02)		(9,965.91)		(10,523.65)
Cash generated from operations		(2,599.47)		(9,398.41)		(8,816.94)
Net income tax (paid) / refunds		(253.26)		(101.41)		(393.67)
Net cash flow from / (used in) operating activities (A)		(2,852.73)		(9,499.82)		(9,210.62)
B. Cash flow from investing activities						
Purchase of property, plant & equipment	(8.65)		(1.35)		(24.99)	
Sale of property, plant & equipment	8.81		0.91		19.02	
Purchase of investments	(689.15)		(3,481.57)		(7,327.55)	
Proceeds from sale of investments	3,237.87		599.45		2,247.86	
Purchase of investment property	(2.10)		(0.35)		(0.35)	
Sale of investment property	22.50		-		0.00	
Fixed deposits placed with banks having maturity over three months	(27.00)		(2,019.20)		(18.50)	
Fixed deposits with banks matured having maturity over three months	18.50		12.40		13.42	
Dividend received	90.63		28.10		58.60	
Net cash flow from / (used in) investing activities (B)		2,651.41		(4,861.61)		(5,032.49)
C. Cash flow from financing activities						
Lease Payment			(9.99)		(13.32)	
Loan taken			(0.01)			
Buy Back of Shares			-		(0.01)	
Net cash flow from / (used in) financing activities (C)				(10.00)		(13.33)
Net increase / (decrease) in Cash and cash equivalents (A+B+C)		(201.32)		(14,371.43)		(14,256.44)
Cash and cash equivalents at the beginning of the year		270.54		14,526.98		14,526.98
Cash and cash equivalents at the end of the year		69.21		155.55		270.54
Reconciliation of Cash and cash equivalents with the Balance Sheet:						
Cash and cash equivalents as per Balance Sheet		69.21		155.55		270.54
Net Cash and cash equivalents (as defined in AS 3 Cash Flow Statements) included in Note 9						
Cash and cash equivalents at the end of the year *		69.21		155.55		270.54
* Comprises:						
(a) Cash on hand		10.84		8.49		8.07
(b) Balances with banks		58.38		147.06		262.47
(c) Fixed deposit with bank (maturity less than 3 months)		-		-		-
		69.21		155.55		270.54

